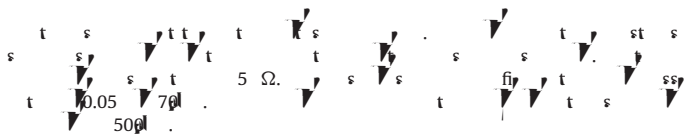



Table 2

	4.71	0.10	4.70	0.20	12.1%	0.19	95.1	0.11
ss fi	1.51	0.27	2.08	0.43	0.0%	0.00	95.0	0.07
s t	4.74	0.11	1.92	0.31	0.0%	0.00	95.1	0.11
s t	1.39	0.22	1.36	0.18	0.0%	0.00	95.0	0.07
s t	1.39	0.23	1.25	0.18			22.8	0.18

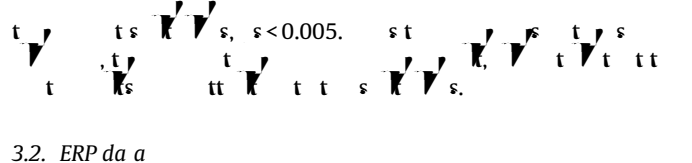



2.6. Da a a a e




3. Result


3.1. Be a a a da a



3.2. ERP da a



3.2.1. Ob ec e 300 500 e d



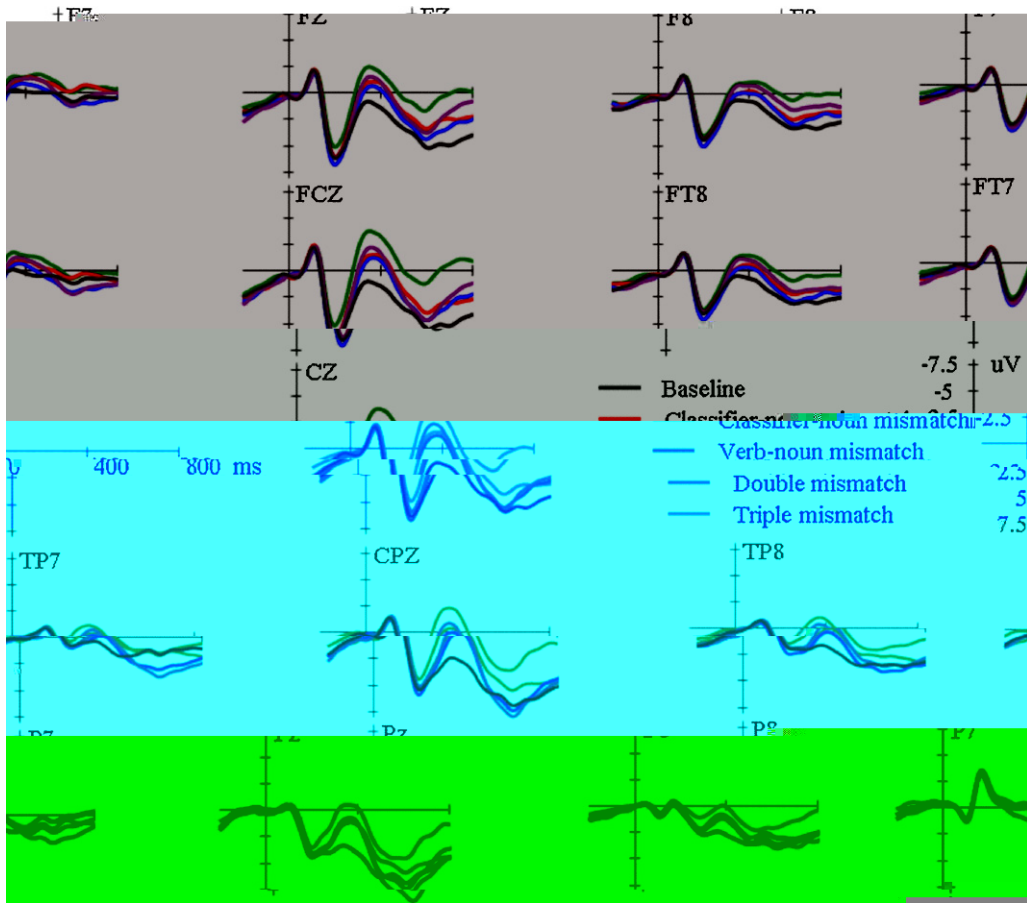


Fig. 2.

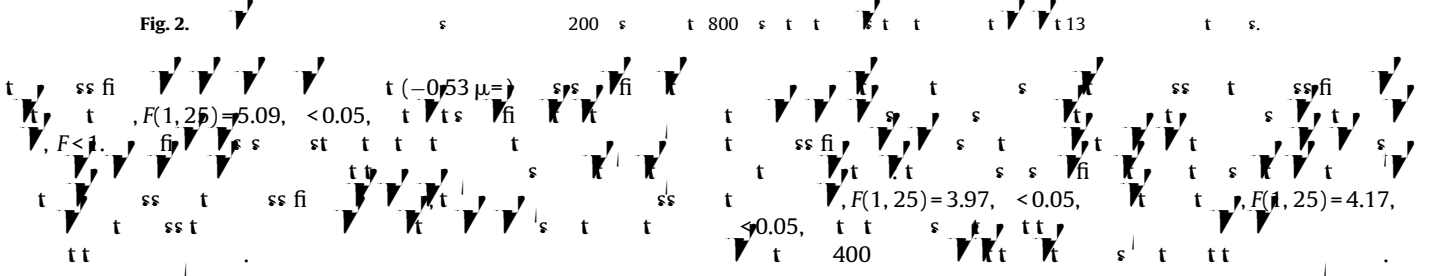


Fig. 3.

Table 3

	s				t				ss fi				t s			
	F	ϵ	F	ϵ	F	ϵ	F	ϵ	F	ϵ	F	ϵ	F	ϵ		
-	1,25	39.73	<0.001	1.00	1,25	11.13	<0.005	1.00	1,25	15.51	<0.005	1.00	1,25	6.61	<0.05	1.00
x	4,100	7.87	<0.005	0.49	4,100	2.16	0.12	0.54	4,100	3.54	<0.05	0.59	4,100	2.21	0.12	0.53
r	1,25	39.42	<0.001	1.00	1,25	10.61	<0.005	1.00	1,25	12.44	<0.005	1.00	1,25	3.42	0.08	1.00
x	1,25	15.21	<0.005	1.00	1,25	8.13	<0.01	1.00	1,25	3.19	0.09	1.00	1,25	1.75	0.20	1.00
x	1,25	0.12	0.73	1.00	1,25	0.10	0.75	1.00	1,25	0.15	0.70	1.00	1,25	0.89	0.35	1.00
x	1,25	4.33	<0.05	1.00	1,25	2.00	0.17	1.00	1,25	3.90	0.06	1.00	1,25	3.57	0.07	1.00

N e: = s ; = t ; = ss fi ; = t s

Table 4

	s				t				ss fi				t s			
	F	ϵ	F	ϵ	F	ϵ	F	ϵ	F	ϵ	F	ϵ	F	ϵ		
-	1,25	26.46	<0.001	1.00	1,25	13.66	<0.005	1.00	1,25	29.23	<0.001	1.00	1,25	21.53	<0.001	1.00
x	4,100	10.69	<0.001	0.62	4,100	3.34	<0.05	0.56	4,100	2.51	0.09	0.56	4,100	13.25	<0.001	0.65
r	1,25	24.03	<0.001	1.00	1,25	10.39	<0.005	1.00	1,25	28.99	<0.001	1.00	1,25	19.10	<0.001	1.00
x	1,25	20.33	<0.001	1.00	1,25	18.18	<0.001	1.00	1,25	8.36	<0.01	1.00	1,25	0.24	0.63	1.00
x	1,25	10.36	<0.005	1.00	1,25	0.01	0.92	1.00	1,25	0.01	0.99	1.00	1,25	14.86	<0.005	1.00
x	1,25	0.16	0.69	1.00	1,25	1.56	0.22	1.00	1,25	0.37	0.55	1.00	1,25	0.04	0.85	1.00

N e: = s ; = t ; = ss fi ; = t s

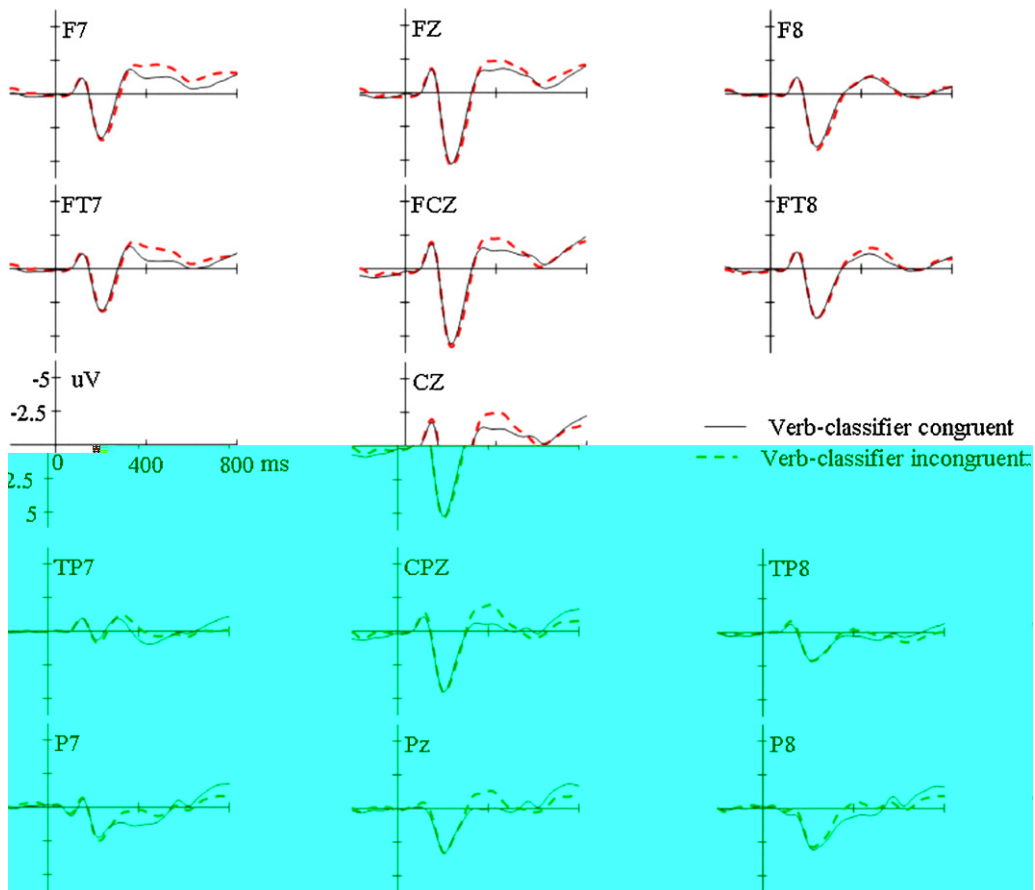


Fig. 4. ERP waveforms at various electrode sites (F7, FZ, F8, FT7, FCZ, FT8, CZ, TP7, CPZ, TP8, P7, Pz, P8) comparing verb-classifier congruent (solid line) and incongruent (dashed line) conditions. The x-axis shows time in ms (0, 400, 800) and the y-axis shows voltage in uV (-5, -2.5, 2.5, 5).

4. Discussion

t sst st t s s s .As
 t s s s t s s k t
 t t s k b st pt s t t
 t t s k t k s st t t
 t t st t (t s s fi s t
 t t) st t (t s t
 t t) k t k s t
 st t s s t s (t s s t t)
 t t t t t t s t
 t t t t t t t s t
 t t s fi k t 400 ts 300 500 s t
 t t s t t ts t 550 800 s t
 t t 400 t t t
 s k t k s k t t t t t
 s t s t s t s k t k s s t t
 t t t s s fi s t t s
 ts t t t t t t t

t t t t
 t t t 400
 s fl
 t t ts
 t t 4.3).

4.2. T e a e a d e e a c ce e
 e e e c e

A st fi
 fi t st t t
 t st t t s s s
 ss fi s t t s st
 st t t s t
 t s t t 600
 t s t s
 600
 = t , 2000; = , 2007
 600 s s s t s st t s
 (- p l , & , 1996 p l t & , 2000;
 , ss, st , & , 1991; st t & ,
 1992) s t s (t , & = t s ,
 1998 p l t , & t s , 1993; , t , &
 s , 1997; st t , 1997; s t & , 1995),
 st t s t t t st t s
 t s (- , t , & , 1998;
 , t , & , 2001; st t &
 p l , 1992). 600 t s s st t fl t s t
 s s s s (- , 1995). s 600
 t t t s s (. . t)
 s * e a ca g , s s s s
 2005), s t t , t s
 t (. . F e b e a f a , e e d a . . .
 s = t , 2003, 2006 , , 2007) t s t
 (. . e f , e d , e a c e . . . , s p l s t , 2004; =
 t , 2003; = p l t t , 2005, 2006; = ss s t , 2007). s
 600 t t fl t t s s t t t
 s t st / t t s s s (= , 2007;
 & , 2008, 2009) fl t t s s t
 t s s t (= & , 2007;
 = ss s , = , & , 2008). s t
 t s st s s s t s t t 400
 t , s ss t s s t ss
 t 600 t (t s = t , 2006)
 s , t t st t t t s s t
 tt t t s s s s t s t s t s
 t t r s s t , t t t
 s s t t s s t t s t t
 st t t t t t t t t
 s t s (& = , 2005), t t t
 tt t (= t , 2007; , 2007) t
 s st s (= t t , 2005, 2006;
 = ss s , & = , 2006; = ss s t , 2007; 2008; &
 , 2008, 2009 ,). s t t t t s s
 t s 600 (= t , 2003; = & , 2007),
 t t t t t st t s t s fl t t
 t t t t t t t s s t t t
 t t t t t t s s s t
 t t t t s t (= , 2007; & , 2008,

2009) , t s t s
 t st t s s s t t
 A t t t s t t t t t 600)
 s fl t t t s s t t t
 ss s t t t s s t t
 s s t t (t , 2009; t p l ,
 = , & = , 2008). t t s (,
 t ss fi t) s t t
 t t t (s . . 1), t s s
 t t t ss s s t t t s
 t t ss fi t t s t t s
 t t s t t t t t s s fi
 s t t s t , t t t
 s t t s t t t s s fi
 s s t t s s t t s
 t t t t s s fi t ; t s s
 t t ss fi st t s s s t
 ss fi t t t s , st
 (s . . 1). t t t s
 t t t t t s t t t t
 fl tt s t t fi t t t t
 ss (s t t t 4.3).
 s t t t t t 400 t
 s s s s t t s s t t s
 (t , 1997) st s t , 2004)
 s s t t t s s s s s
 (t , 2006). A s t t s s s t s
 t s s t (. . Je fe de a e e e e a ; s
 = st s s t t t , & , 2007). t t s
 st t s s t t t s s t s
 s t t (2008) s s s
 s t t t t t
 t t t t t t t t t
 t t t t t t t t t
 600 t 1500 s st t t t t t
 ss fi s s s t t t t t t
 t (t) t t t st t
 t.
 tt s s t t s s s
 t s s t t s s fi
 s s t t t t t t s s s
 s s t t t (= t , 2003;
 & , 2008). s st t t t t
 t t t t t t t t t t
 t t t t s s s t t t t t
 st t , s t s t t t
 t s s (. . ba t t ss
 ; s st s t s s s t t , 2009; & , 2007),
 t st s s s t t t t t
 t s (. .) t t t t t
 s s s s s s s t s s t

